


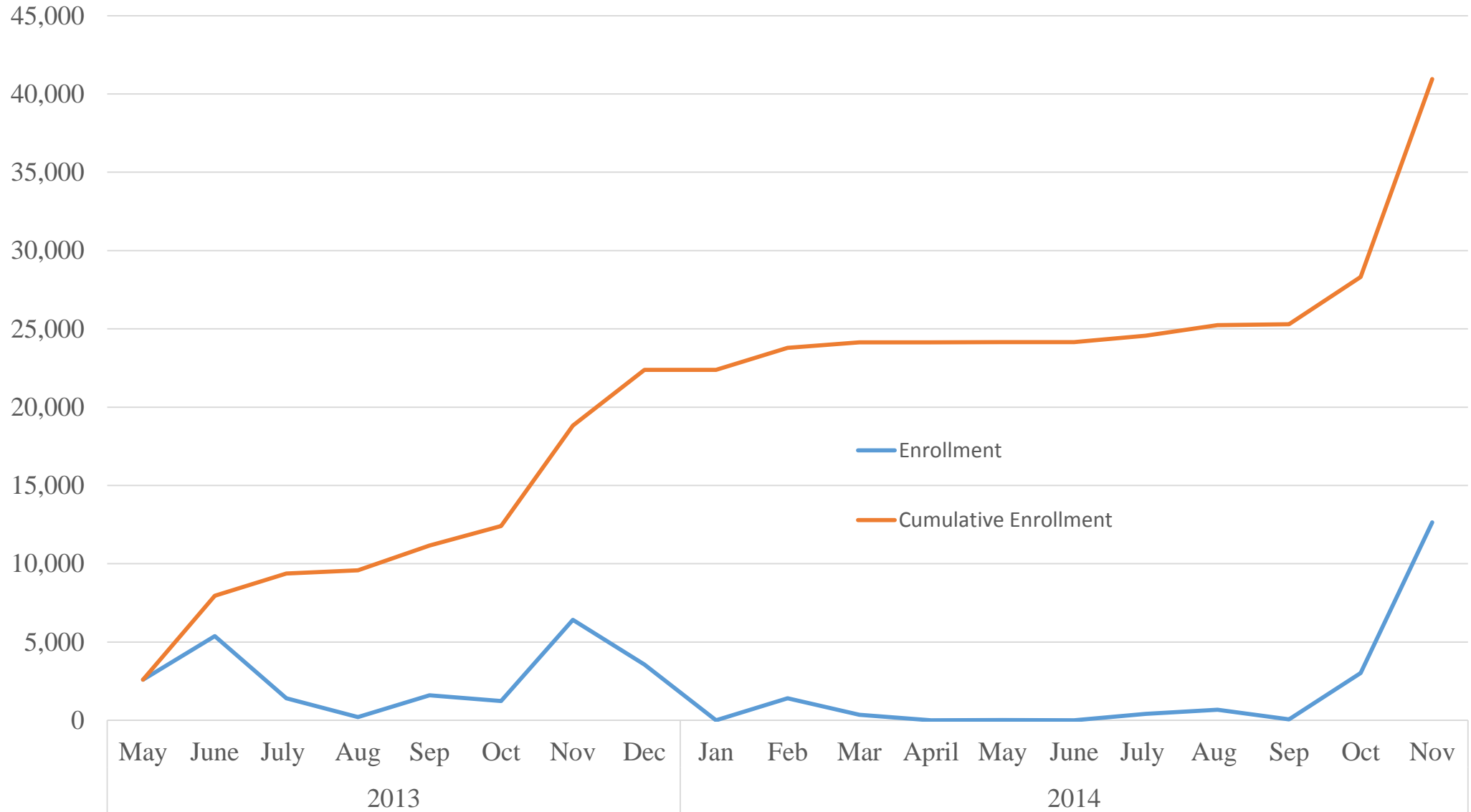


Voluntary Irrigation Suspension Program Option

October 16, 2014



Monthly VISPO Enrollment





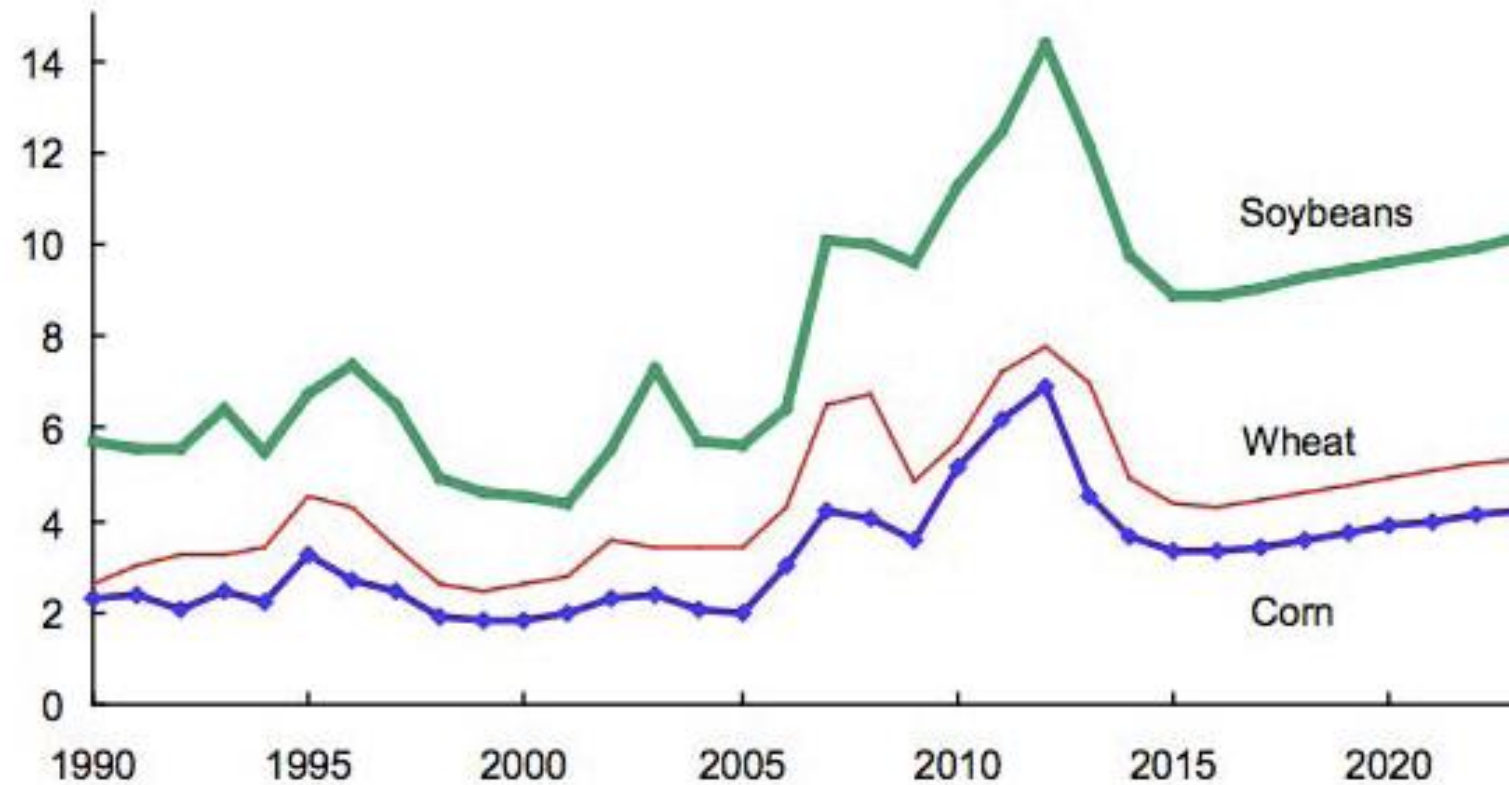
VISPO Mail-out to all irrigators in early August



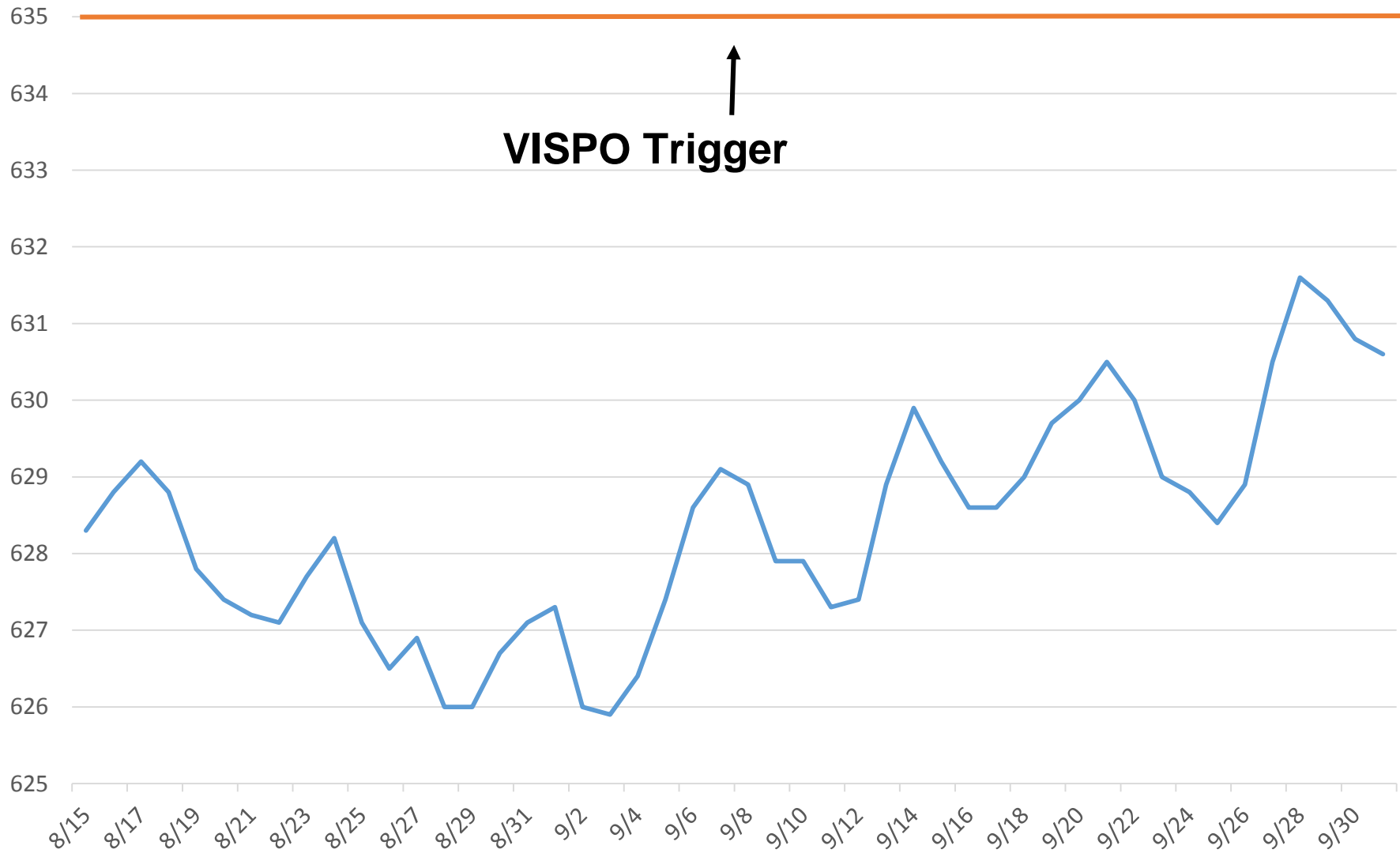
Commodity Prices

U.S. farm-level prices: Corn, wheat, and soybeans

Dollars per bushel



J-17 mid-August to October 1





October 1 VISPO Trigger Verification Memo

630.6 ft above MSL



TO: Roland Ruiz
General Manager

Through: Mark Hamilton, P.G. *mf*
Executive Director
Aquifer Management

From: Geary M. Schindel, P.G. *GMS*
Chief Technical Officer/Director
Aquifer Science

Date: October 1, 2014

Subject: Authentication of the Bexar County Index Well Water Level in Support of the EAHCP
VISPO Program

Aquifer Science Program staff carefully track water levels at the San Antonio Pool Index Well (J-17), the Uvalde Pool Index Well (J-27), and discharge at Comal and San Marcos springs to evaluate aquifer levels and spring discharge trends. On Wednesday, October 1, 2014, staff confirmed the daily high water level at the J-17 to be 630.6 feet above mean sea level (ft msl) which is below the 635.0 ft msl October 1, trigger for a suspension event under the VISPO program beginning January 1, 2015.

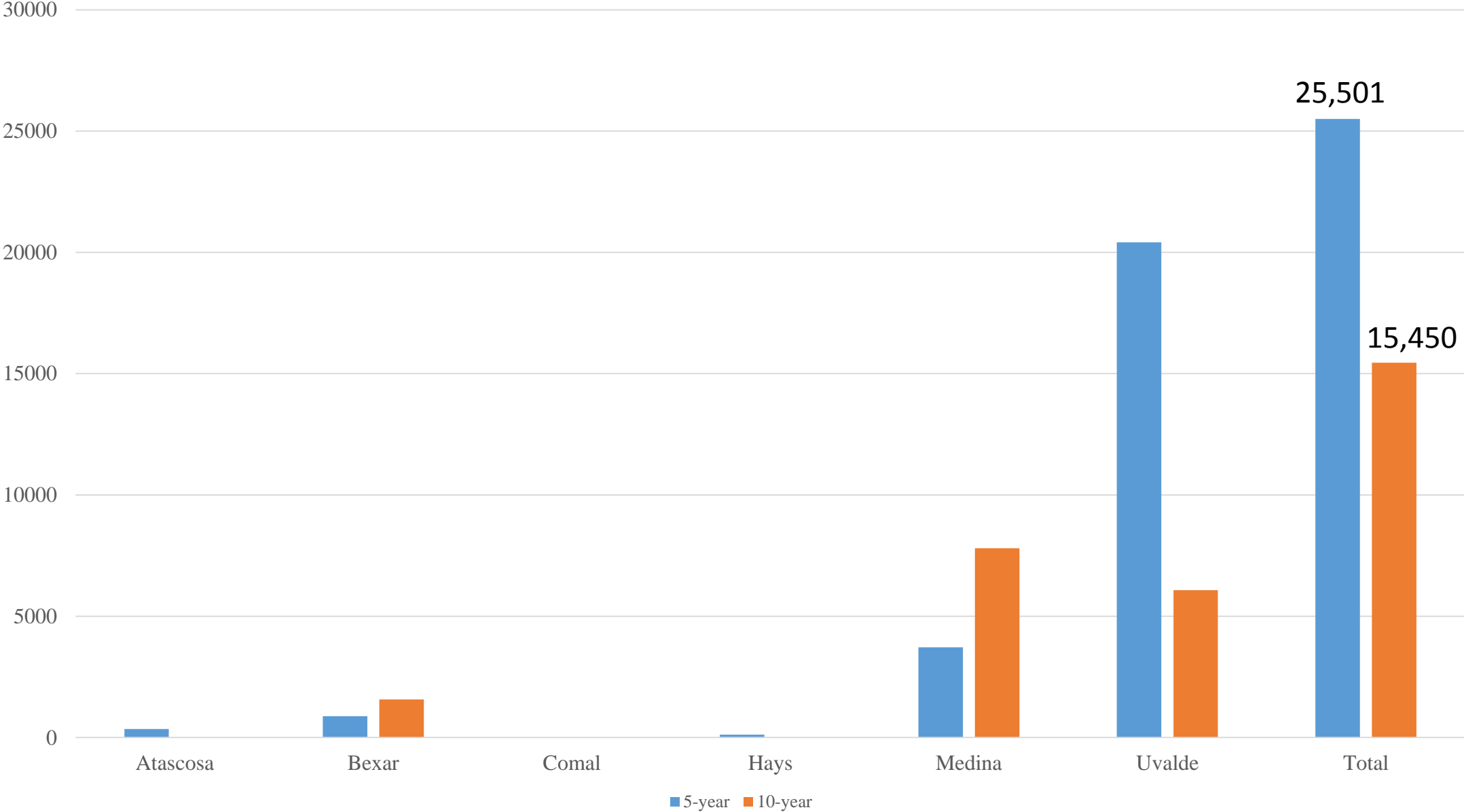
Staff visited J-17 and also performed a manual reading of the well using a steel tape and chalk. The manual water level confirmed water levels determined from electronic data collection systems. I have confirmed that the measurement protocols utilized for groundwater elevation measurements meet quality assurance standards and were within the limits of acceptance. Therefore, this memorandum is to inform you that the criteria for a suspension event for the EAHCP VISPO program for 2015 has been met.



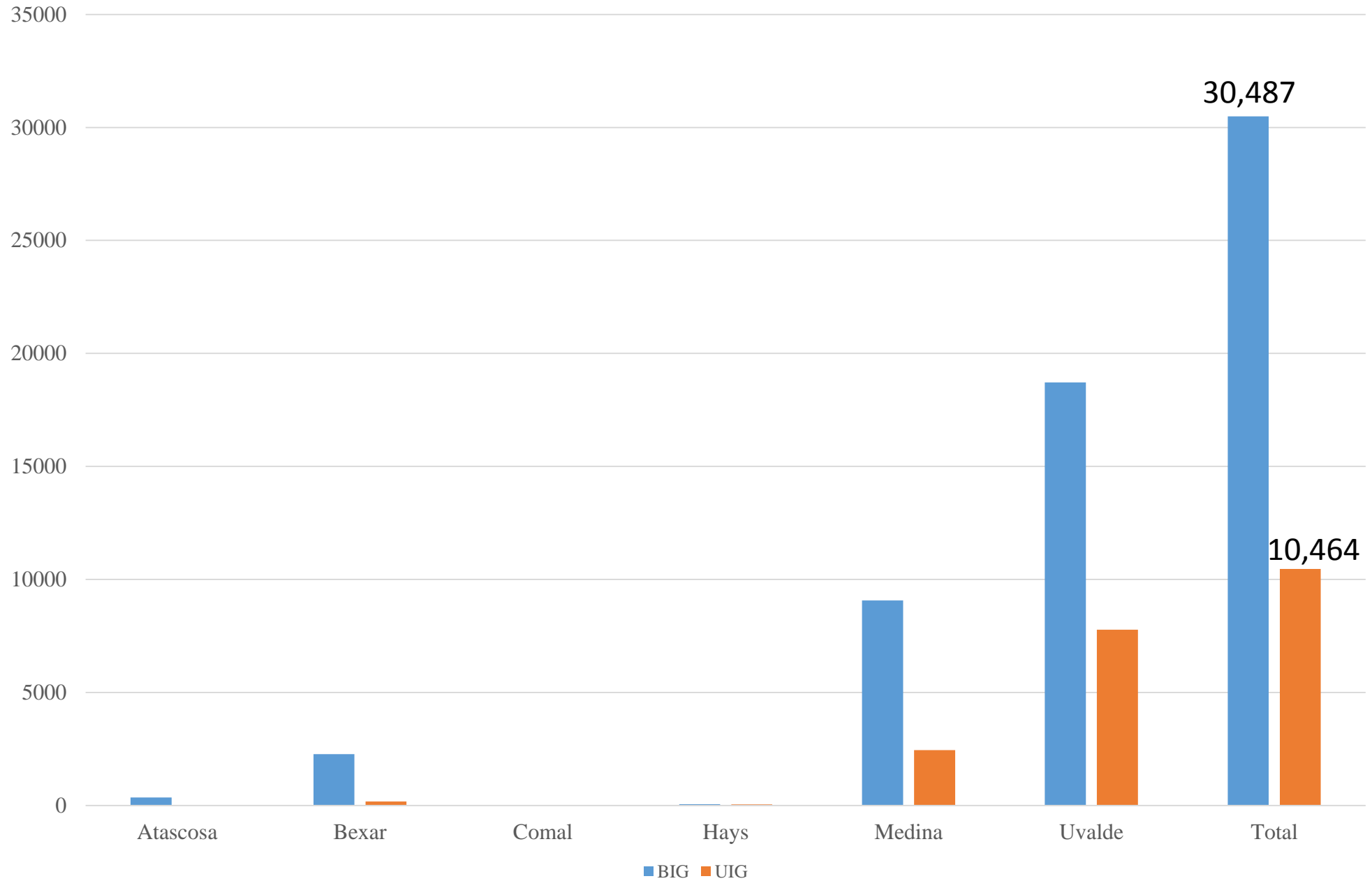
October 7, 2014 Final VISPO Enrollment

VISPO Enrollment	East								Medina (acre-feet)		Uvalde (acre-feet)		Total (acre-feet)		%
	Atascosa (acre-feet)		Bexar (acre-feet)		Comal (acre-feet)		Hays (acre-feet)		BIG	UIG	BIG	UIG	BIG	UIG	
	BIG	UIG	BIG	UIG	BIG	UIG	BIG	UIG							
5-year	354	0	829	55	0	0	67	57	2,920	803	14,532	5,885	18,701	6,800	
Total	354		884		0		123		3,723		20,417		25,501		62%
	BIG	UIG	BIG	UIG	BIG	UIG	BIG	UIG	BIG	UIG	BIG	UIG	BIG	UIG	
10-year	0	0	1,451	122	0	0	0	0	6,152	1,651	4,183	1,891	11,786	3,664	
Total	0		1,573		0		0		7,803		6,074		15,450		38%
Grand Total	354	0	2,280	177	0	0	67	57	9,072	2,454	18,715	7,776	30,487	10,464	
Base v. Unrestricted (%)	100	0	93	7	0	0	54	46	79	21	71	29	74	26	
	2,935								11,526		26,491		40,951		
HCP Goal (acre-feet)	10,000								15,000		15,000		40,000		
%	29%								77%		177%		102%		

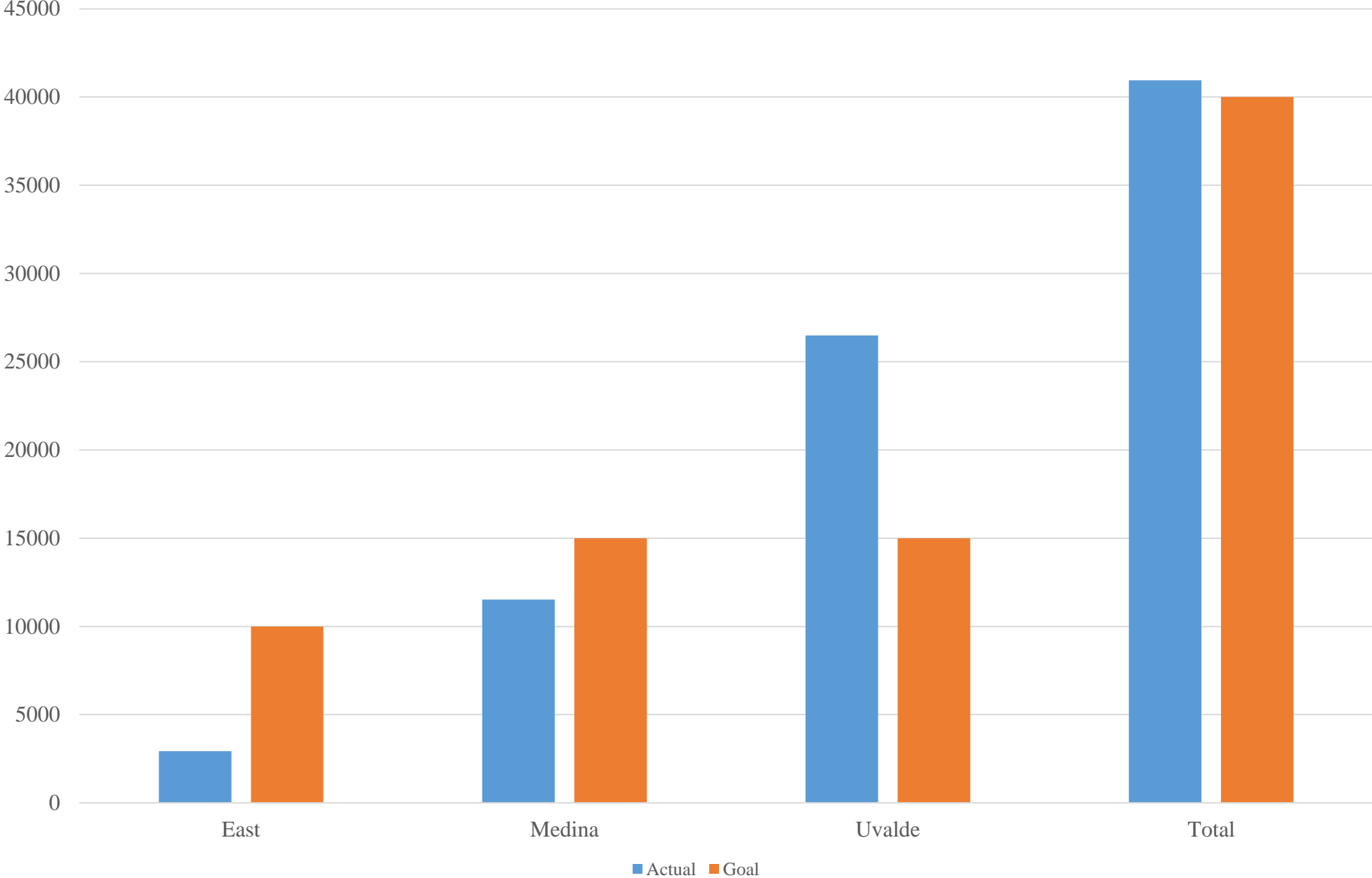
5-year vs. 10-year Enrollment by County



Totals BIG v UIG



Final Enrollment vs. HCP Goals





Budget Impact

Table 7.1: \$4,172,000

	2013	2014	Total
5-year	\$ 1,956,762.00	\$ 3,172,425.00	\$ 5,129,187.00
10-year	\$ 2,528,567.00	\$ 1,024,948.00	\$ 3,553,515.00
Total	\$ 4,485,329.00	\$ 4,197,373.00	\$ 8,682,702.00