

# 2015 CPM Permit Reductions and Withdrawal Summary



**Javier Hernandez**

**Special Projects Liaison**

**HCP Implementing Committee**

**June 23, 2016**

# 2015 Permitted Withdrawal Summary

- Authorized Users
- CPM Reductions
- Withdrawals and CPM Reductions Compared

## 2015 Permitted Users

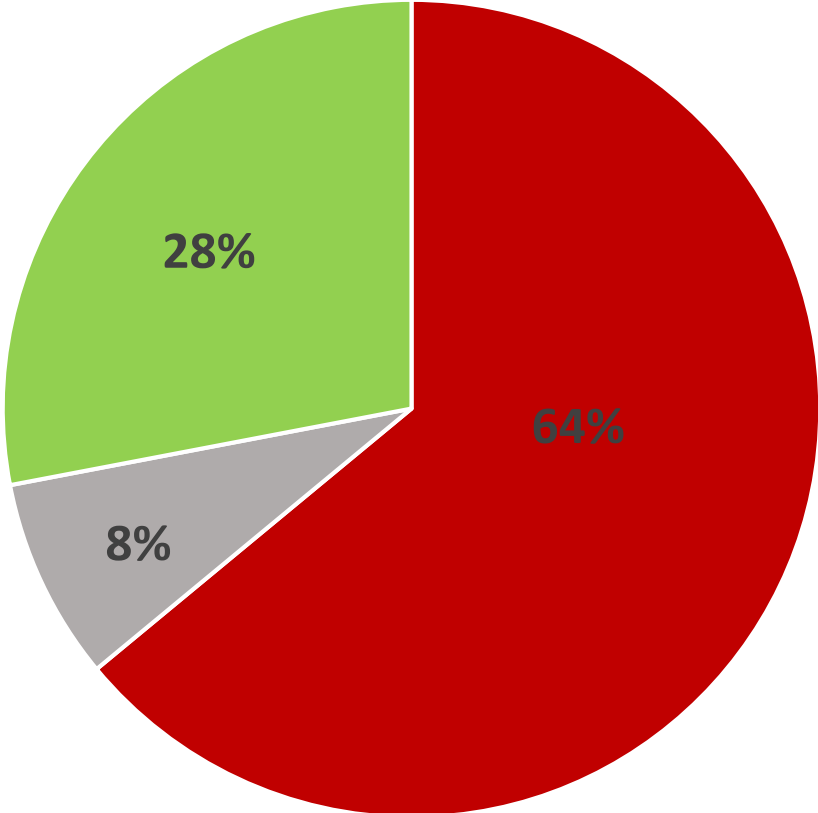
1,200 permit holders authorized 571,600 acre-feet

SA Pool: 958

Uvalde Pool: 242

- 171 Municipal
- 312 Industrial
- 717 Irrigation

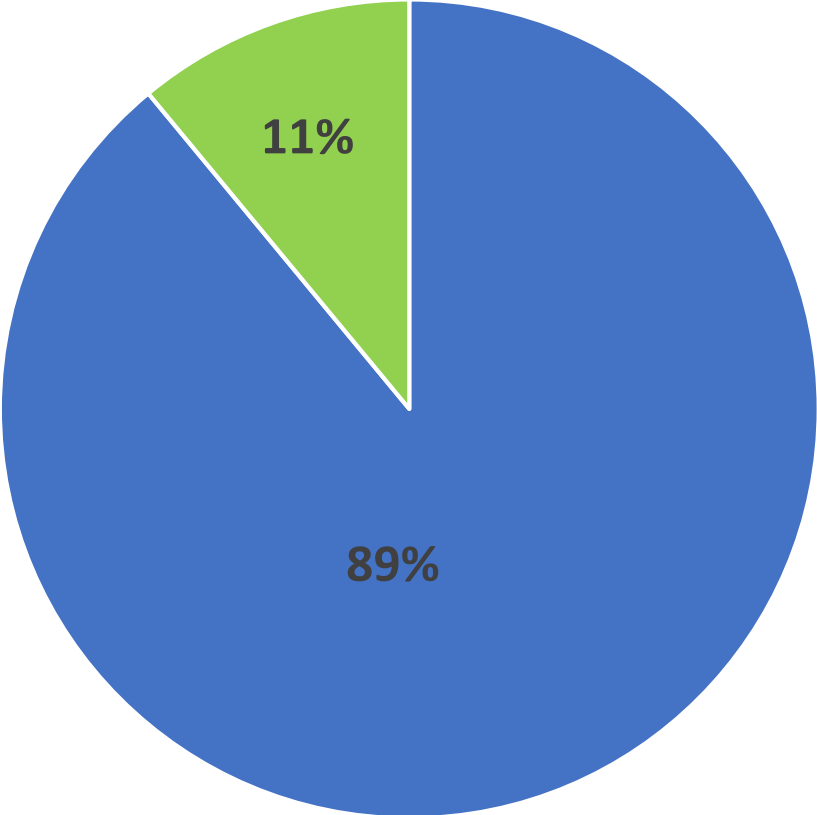
# 2015 Regional Authorizations by Purpose of Use



■ Municipal   ■ Industrial   ■ Irrigation

- 571,600 acre-feet: Municipal 368,035 acre-feet; Industrial 43,355 acre-feet; Irrigation 160,210 acre-ft.

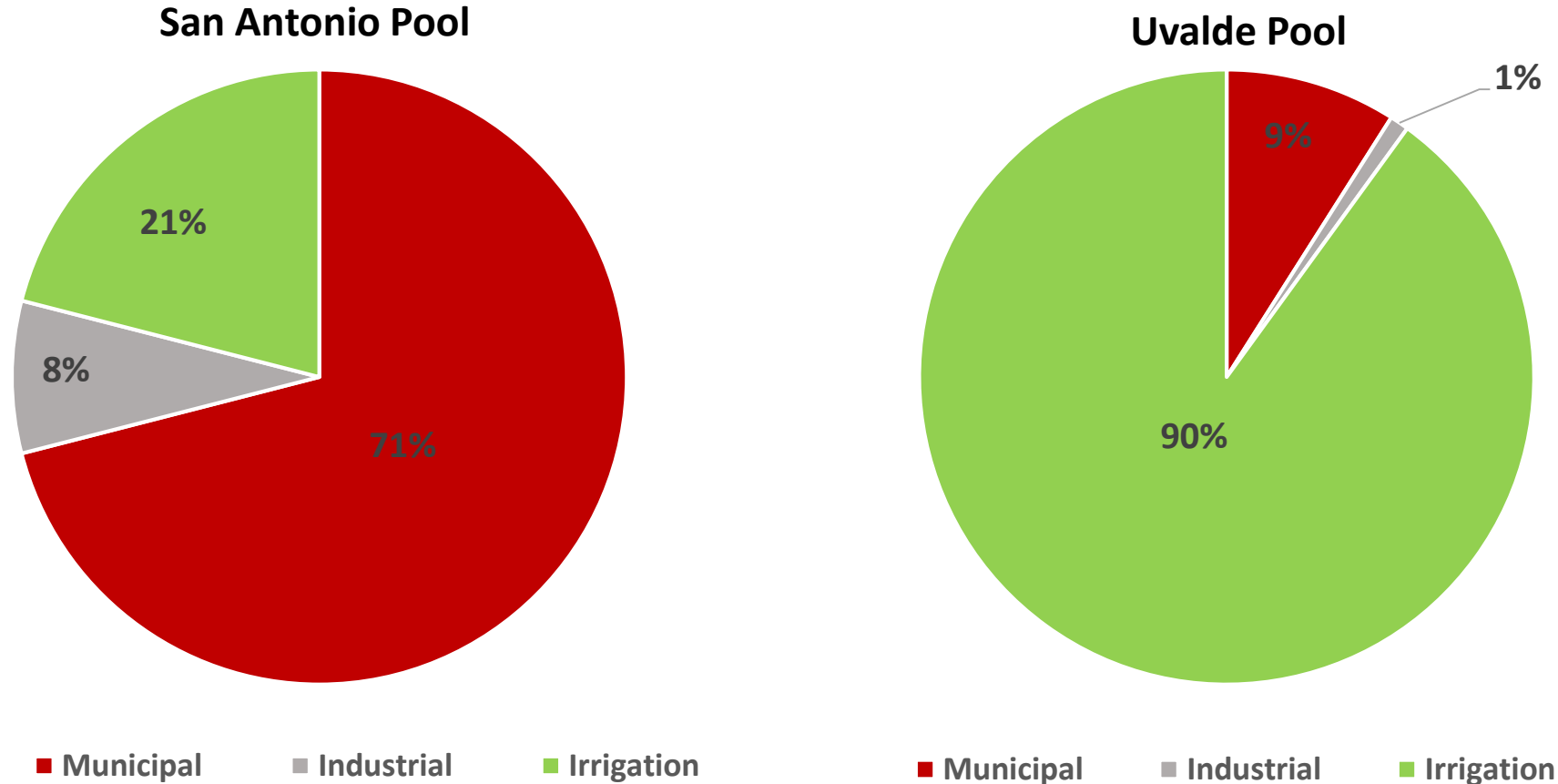
# 2015 Authorizations by Pool



■ San Antonio ■ Uvalde

- **571,600 acre-feet: San Antonio Pool: 510,486 acre-ft.; Uvalde Pool: 61,114 acre-ft.**

# 2015 Authorizations by Pool and Purpose of Use



- SA Pool 510,486 acre-ft.: Municipal 362,228 acre-ft.; Industrial 42,838 acre-ft.; Irrigation 105,420 acre-ft.
- UV Pool 61,114 acre-ft.: Municipal 5,806 acre-ft.; Industrial 518 acre-ft.; Irrigation 54,790 acre-ft.

# 2015 Critical Period Management

## San Antonio Pool

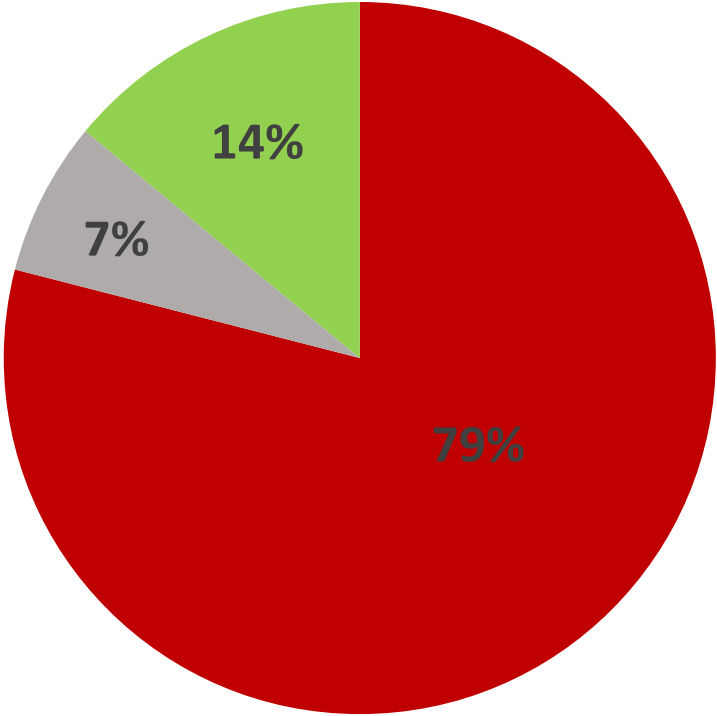
Stages	Days	Formula
Stage I	47	$47/365 \times 20 = 2.6\%$
Stage II	177	$177/365 \times 30 = 14.5\%$
Stage III	27	$27/365 \times 35 = 2.6\%$
<b>Totals =</b>	<b>251</b>	<b>19.7%</b>

## Uvalde Pool

Stage II	43	$43/365 \times 5 = 0.6\%$
Stage III	14	$14/365 \times 20 = 0.8\%$
Stage IV	4	$4/365 \times 35 = 0.4\%$
Stage V	154	$154/365 \times 44 = 18.6\%$
<b>Totals =</b>	<b>215</b>	<b>20.4%</b>

# 2015 Regional Permitted Withdrawals by Purpose of Use

Total Pumped = 305,507 acre-ft.

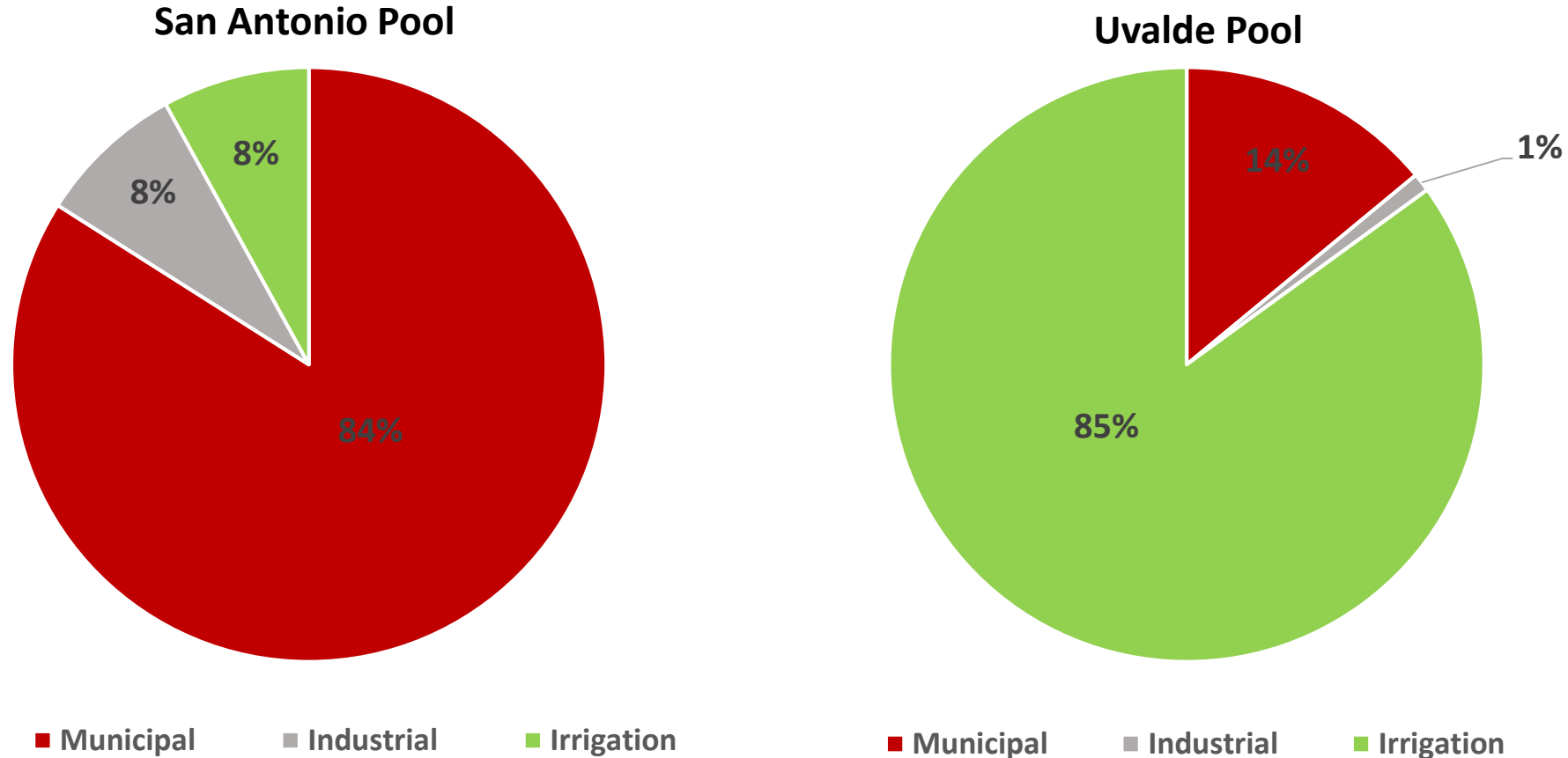


■ Municipal   ■ Industrial   ■ Irrigation

Municipal = 241,859 acre-ft.; Industrial = 21,887 acre-ft.; Irrigation = 41,761 acre-ft.

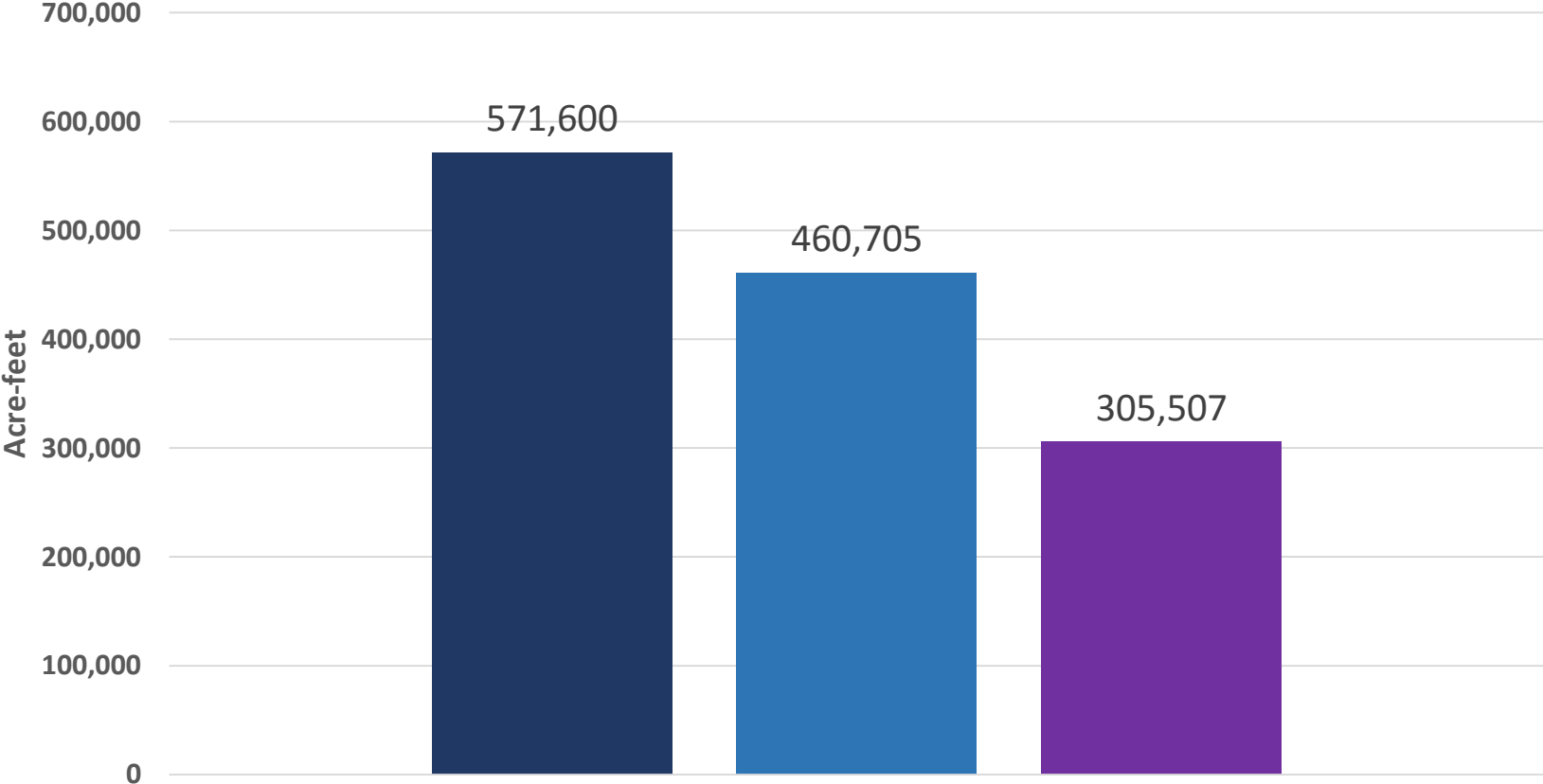


# Permitted Withdrawals by Pool and Purpose of Use



- SA Pool 283,137 acre-ft. (93%): Municipal 238,706 acre-ft.; Industrial 21,753 acre-ft.; Irrigation 22,678 acre-ft.
- UV Pool 22,370 acre-ft. (7%): Municipal 3,152 acre-ft.; Industrial 134 acre-ft.; Irrigation 19,084 acre-ft.

# 2015 CPM Regional Reductions and Withdrawals

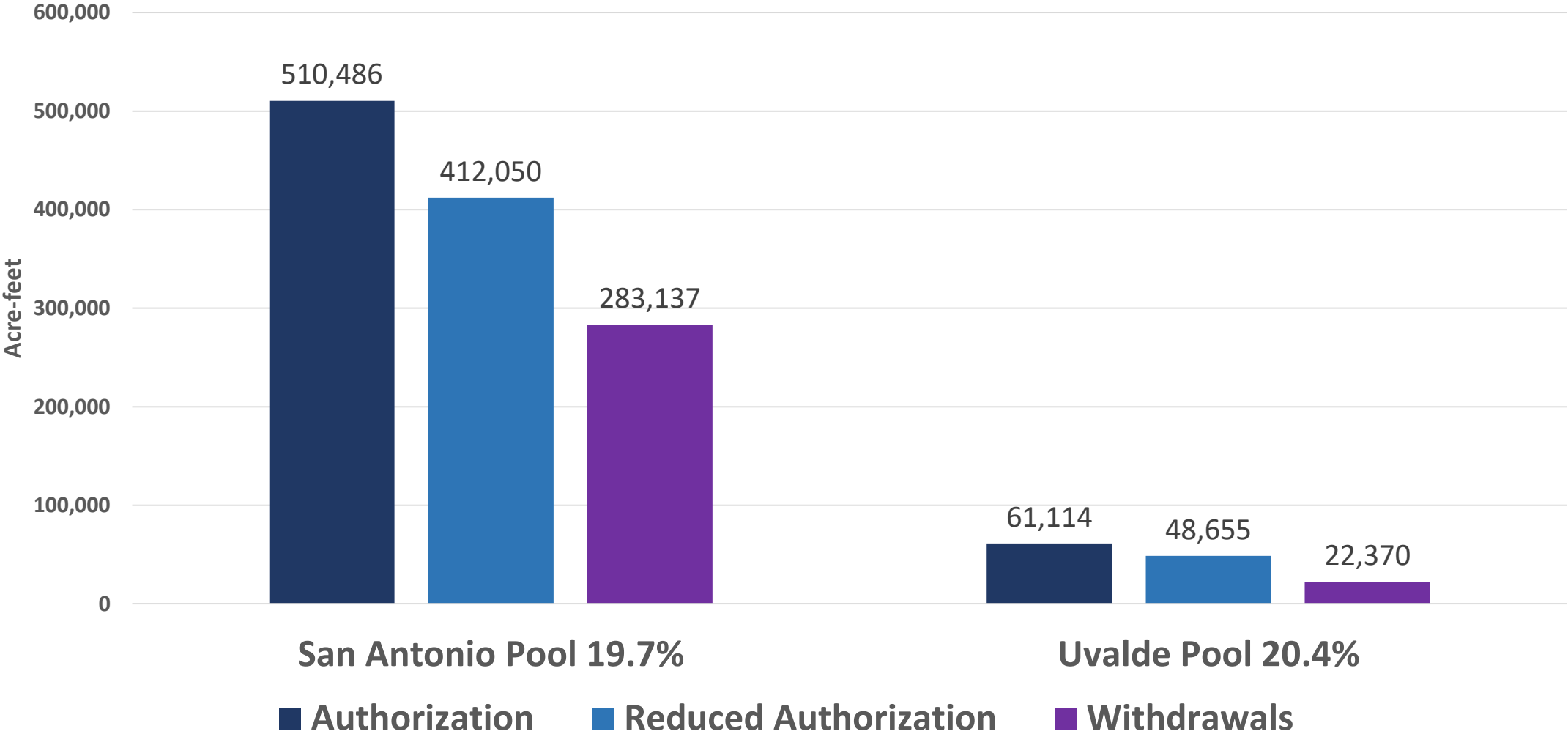


San Antonio and Uvalde Pools

■ Authorization   ■ Reduced Authorization   ■ Withdrawals

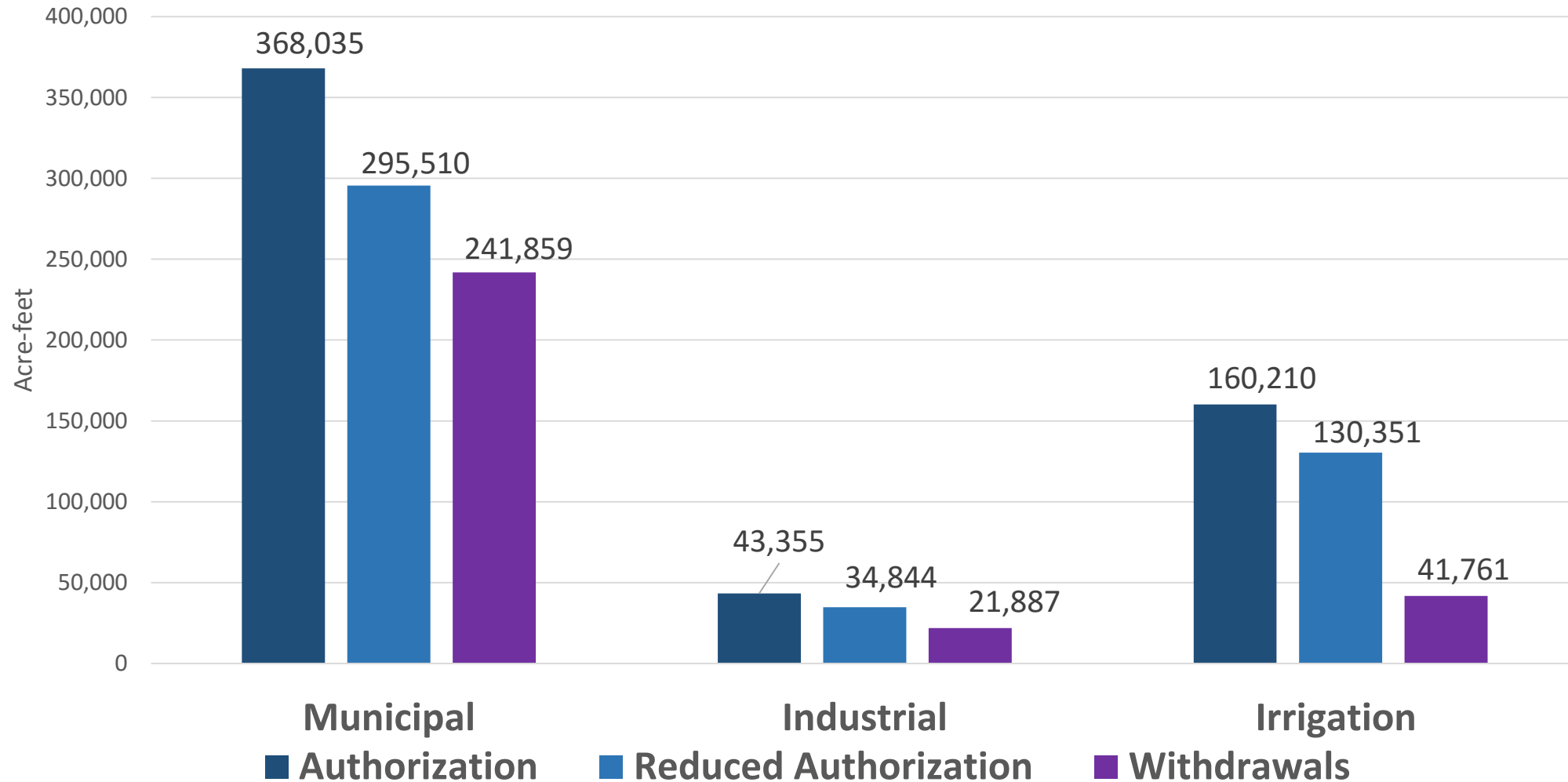
**Amount Reduced: 110,895 acre-ft.   Amount Unpumped: 155,198 acre-ft.**

# 2015 CPM Reductions and Withdrawals by Pool



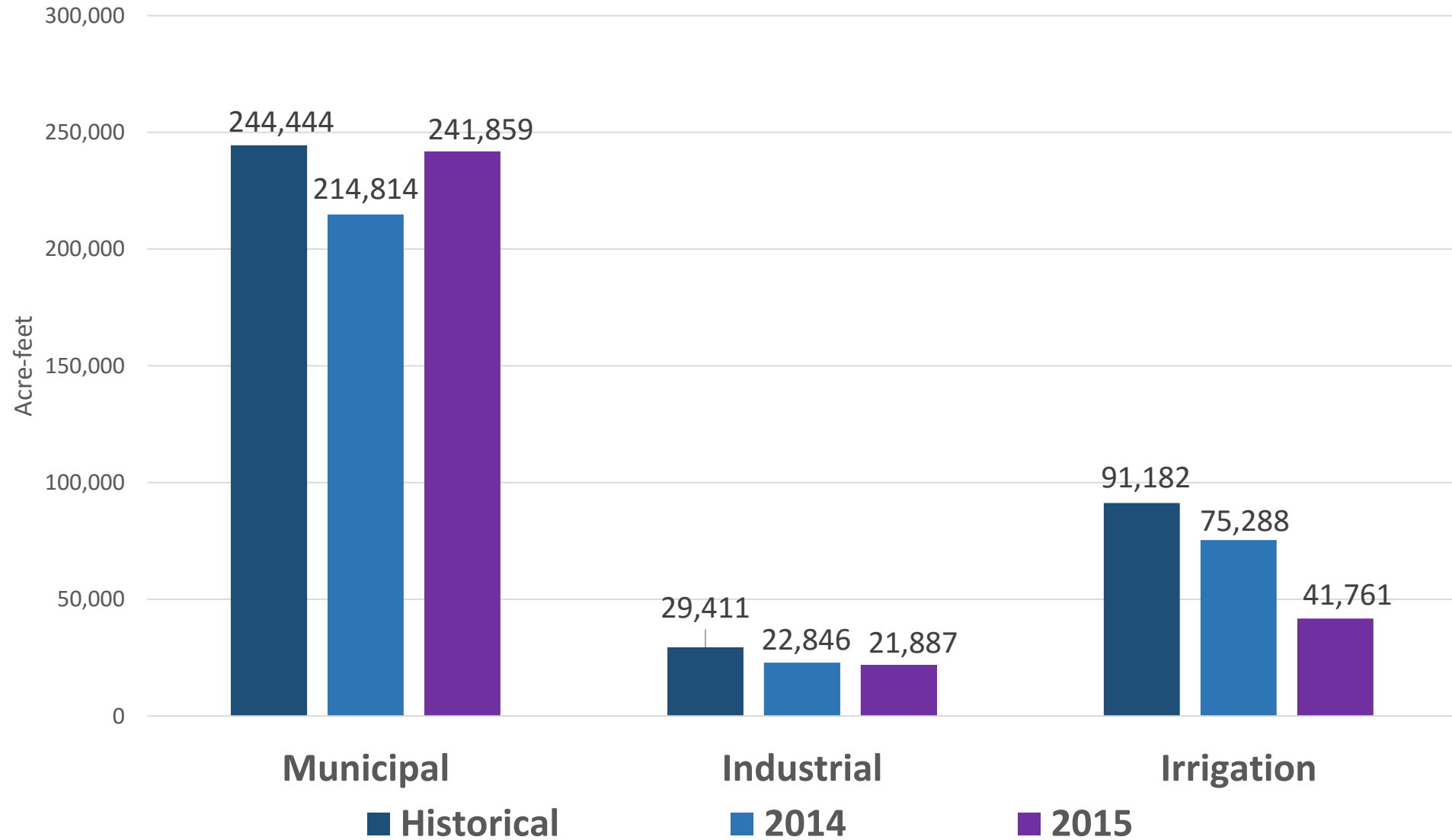
SA Pool Reduction: 98,436 acre-ft. Unpumped: 128,913 acre-ft.; Uvalde Pool Reduction 12,459 acre-ft. Unpumped: 26,285 acre-ft.

# 2015 CPM Regional Reductions and Withdrawals by Purpose of Use



**CPM Reduction: 110,895 acre-ft.; Municipal = 72,525 acre-ft; Industrial 8,511 acre-ft; Irrigation 29,859 acre-ft.**

# Historical Use Comparison



# 2014 and Historical Use Comparison

Purpose	2014	2015	Difference
Municipal	214,814	241,859	+27,045
Industrial	22,846	21,887	-959
Irrigation	75,288	41,761	-33,527
Total:	312,948	305,507	-7,441

Purpose	Historical 1999-2014	2015	Difference
Municipal	244,444	241,859	-2,585
Industrial	29,411	21,887	-7,524
Irrigation	91,182	41,761	-49,421
Total:	365,037	305,507	-59,530

Questions?